

English – Inspirational people

Writing:

Now it is your opportunity to write your own piece of history. At the end of the video clip we have been focusing on, the allied forces are looking to push back the Germans but what happens next? That is up to you! Your task is to write the next chapter in this historic event from Will's point of view. Does another inspirational event happen? Do the allied forces succeed? Do both sides use their new found friendship to make something amazing happen? Does Will make it home to play football with his friends once again? Do we find out more about Will and the life he has left at home to fight for his country? The link to the original clip is on the information page for you to recap the story so far.

You may wish to focus on:

- Using direct and reported speech
- Writing in the first person
- Varying sentence starters
- Varying your sentence structures – compound and complex sentences
- Cohesion using different adverbials – take a look at the adverbials sheet

You can plan your chapter using the planning templates on a link on the information page. You will also find links to resources similar to those you'd find when using the editing station at school! Remember that last week you worked really hard on vocabulary so make sure you use this hard work too to add an extra WOW to your writing!

Spelling:

- 1) Have a go at making these sentences better!
<http://www.sentenceplay.co.uk/SentenceMagic.html>
- 2) Why not try our favourite pointless spelling game?! Can you beat your family?
<https://www.tes.com/teaching-resource/pointless-spellings-y5-and-y6-11116288>

Reading: On the additional sheet there is a famous war time poem by Carol Ann Duffy. Read it and have a go at answering the comprehension questions.

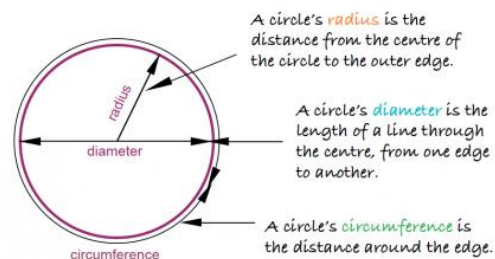
Maths - LI: To name and calculate different parts of a circle

Starter: Long division recap (some may have remainders)

- | | | |
|--------------------|---------------------|---------------------|
| 1) $135 \div 15 =$ | 2) $567 \div 27 =$ | 3) $1089 \div 33 =$ |
| 4) $788 \div 57 =$ | 5) $4571 \div 42 =$ | 6) $236 \div 24 =$ |

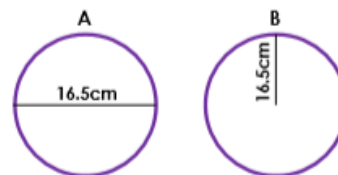
Naming parts of a circle

Today we are going to be looking at the names for different parts of a circle:



Can you see a relationship between the radius and the diameter? The radius is always half of the diameter.

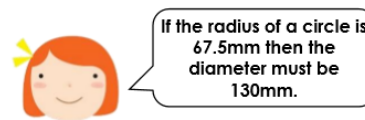
5a. Tick the circle which has a radius of 16.5cm.



7a. Match each diameter to its radius.

- | | |
|-------|-------|
| 91m | 43.5m |
| 87m | 37.5m |
| 63m | 45.5m |
| ★ 75m | 31.5m |

4a. Amelia says:



Is she correct?

Explain your answer.

6b. There is a hoop on a buzzer game.

The hoop must be $\frac{1}{5}$ bigger than the wire.

Calculate the missing sizes.

Wire Radius	Hoop Diameter
35mm	
	90mm
55mm	
	65mm

Theme – Science – Evolution and Inheritance

Task 1:

Now that you have created or designed your very own animal (don't worry if you haven't had time, you can use your imagination) you now need to explain why you chose each aspect of them. For example, you might have chosen wings for your animal as they allow it to swoop high above their prey, in order to hunt them successfully. You can either write a descriptive paragraph filled with information about your animal or like the example below, you can annotate your animal in small sentences.

A Fun Challenge:

Create your creature's food chain, using either other made-up animals and plants or real ones.

Food chains allow people to understand an animal's diet. There are lots of different ways of presenting a food chain but you can be as creative as you want. In the supporting section below, you will find two examples of how you could present your work.

Links to support this learning

English

- Writing:**
- <https://www.literacyshed.com/the-christmas-truce.html> - War Game by Micheal Foreman
 - <https://www.twinkl.co.uk/resource/au-l-53490-compound-sentences-powerpoint>
 - <https://www.twinkl.co.uk/resource/writing-complex-sentences-ks2-t2-e-3181>
 - <https://www.twinkl.co.uk/resource/t2-e-2495-year-5-year-6-spag-adverbials-for-cohesion-word-mat>
 - <https://www.twinkl.co.uk/resource/t2-e-012-adjective-word-mat>
 - <https://www.twinkl.co.uk/resource/au-l-155-adverb-word-mat>
 - <https://www.twinkl.co.uk/resource/t-l-765--verb-word-mat>
 - <https://www.twinkl.co.uk/resource/t-l-5244-noun-word-mat>

Spelling:

- <https://www.twinkl.co.uk/resource/t2-e-1197-new-curriculum-spelling-list-years-5-and-6-word-mat>

Maths

- Long division**
- Need refreshing on long division?
- <https://www.twinkl.co.uk/resource/t2-m-1335-new-formal-division-of-4-digit-numbers-by-2-digit-numbers-bus-stop-method-powerpoint>
- Want some more long division practice? Try these:
- <https://www.twinkl.co.uk/resource/t2-m-1455-long-division-practice-worksheet>

- Parts of a circle**
- <https://www.bbc.co.uk/bitesize/topics/zvmxsbk/articles/z8c7qtv>
 - <https://www.twinkl.co.uk/resource/tp2-m-179-planit-y6-properties-of-shape-lesson-pack-parts-of-a-circle-1>
 - <https://www.twinkl.co.uk/resource/tp2-m-181-planit-y6-properties-of-shape-parts-of-circles-home-learning-tasks>

Supporting Information for parents

English

- Maths:**
- Long division**
- Following these steps might help you to refresh your child's understanding on long division:
- <https://thirdspacelearning.com/blog/teach-long-division-method-ks2-steps/>
- Twinkl also have some great resources to help:
- <https://www.twinkl.co.uk/resource/t2-m-4601-long-division-display-posters>

Theme:

See below an example for Task 1:

- Nocturnal to avoid day time predation (lobster)
- Feeds on algae found on coral and rocks (parrotfish)
- Feeds in a group to decrease risk of predation (Indo-Pacific sergeant fish)
- Camouflaged when burrowed in the sand (Caribbean electric ray)

See below examples for Task 2:

