



English

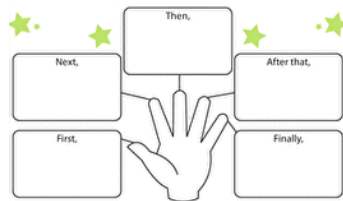
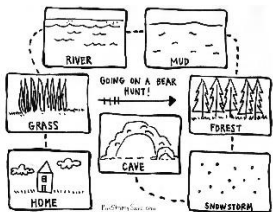
For your English learning, we would like you to work on ordering the events from the story you have been looking at.

You could do this by making a comic strip, a story map, taking pictures of yourself/your toys making freeze frames from the story or anything else that you would like to do!

Here are some examples to help get you started:




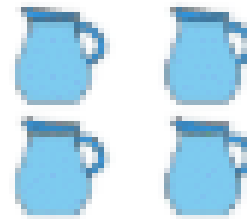
Imaged by Heritage Auctions, HA.com



Maths

In maths, we would like you to write multiplication number sentences [- x - = -] to go with the repeated addition ones that you did last week. You can use groups of food, toys, shoes or anything else you can think of.

Here are some examples:



There are ____ rows
____ in each row.
____ twos
__ x __ = __

There are ____ rows
____ in each row.
____ fives
__ x __ = __

Theme/Science



This week we would like you to create your own compass. We would then like you to use the compass to describe where our country is compared to others. Can you use it to locate the continents on a map? Can you use your compass to describe where they are? E.g. Australia is in the South.

Here are some links that might help you –

<https://www.bbc.co.uk/bitesize/subjects/zcdqxn>

<https://www.topmarks.co.uk/Search.aspx?q=world%20map>

<https://www.bbc.co.uk/bitesize/guides/z4rhkmn/revision/2> (page 2. Compass directions)